

After a training is complete, the user may click [Sign Up for a Training] and continue with Volunteer Orientation, Part 2, Part 3 and so on.

### Quiz Tips:

Results

Your Score: 16% (16 points)

Passing Score: 80% (80 points)

---

Result:

✘ You did not pass.

[Review Quiz](#) [Retry Quiz](#) [Finish](#)

*A passing quiz score is 80% or higher.*

*At the conclusion of a quiz, users have the option to Review, Retry or Finish.*

*Once successfully finished, a quiz will be marked as completed.*

Your Trainings Completed or In Progress [Sign Up for a Training](#)

Training	Type	Status	Edit / View
Volunteer Orientation, Part 1	Orientation Video	Completed	<a href="#">Edit / View</a>
Volunteer Orientation, Part 2	Video	Completed	<a href="#">Edit / View</a>
Volunteer Orientation, Part 3	Quiz	Completed	<a href="#">Edit / View</a>

*If a quiz was failed or exited before completion, the quiz status will be listed as incomplete.*

*To retake a failed or incomplete quiz, click [Edit/View] and then click the name of the training to begin.*

Your Trainings Completed or In Progress [Sign Up for a Training](#)

Training	Type	Status	Edit / View
Horse Achievement Level 1 Knowledge Exam A		Incomplete	<a href="#">Edit / View</a>

You may logout at any time.

Kansas 4-H Youth Development [Logout](#)

[Home](#) | [My Member List](#)

gs Trainings

[Sign Up for a Training](#)

Trainings Completed or In Progress			
Type	Status	Edit / View	
Orientation Video	Completed	<a href="#">Edit / View</a>	
Video	Completed	<a href="#">Edit / View</a>	
Quiz	Completed	<a href="#">Edit / View</a>	
Quiz	Incomplete	<a href="#">Edit / View</a>	

**Once you have successfully completed all 9 parts of the Volunteer Orientation in 4HOnline, notify your local Extension office.**

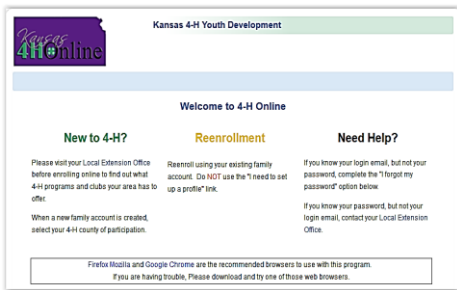
*The introduction video mentioned there was a printable certificate option, but it is not available at this time.*



**K-STATE**  
Research and Extension

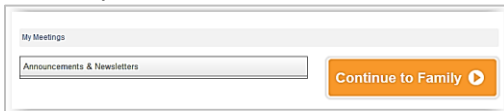
Kansas State University Agricultural Experiment Station and Cooperative Extension Service  
K-State Research and Extension is an equal opportunity provider and employer. Issued in  
furtherance of Cooperative Extension Work, Acts of May 8 and June 30, 1914, as amended.  
Kansas State University, County Extension Councils, Extension Districts, and United States  
Department of Agriculture Cooperating, John D. Floros, Director.  
July 2015

**Kansas 4-H**  
**Volunteer**  
**Orientation**  
**Training**

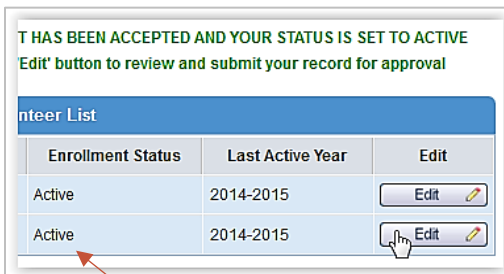


Using your family's email and password login to your existing family profile at <https://ks.4honline.com>. Do not create a new account. If you or your family have never created an account in 4HOnline, contact your local Extension office for assistance if needed.

Upon logging in, click the orange [Continue to Family] button.



Whoever wishes to take the Online Volunteer Orientation, must click [Edit] next to their name in the member/volunteer list.

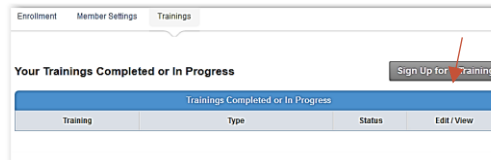


The Enrollment status must be Active.

Once inside your Personal Information profile, click on the Trainings link at the top of the page.



Next, click the gray [Sign Up for a Training] button.



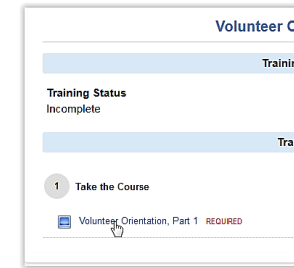
A listing of available trainings will appear. Click the [Sign Up] button to begin a training.

Training	Type	Status	Edit / View
Volunteer Orientation, Part 1	Orientation Video		Sign Up
Volunteer Orientation, Part 2	Video		Sign Up
Volunteer Orientation, Part 3	Quiz		Sign Up
Volunteer Orientation, Part 4	Video		Sign Up
Volunteer Orientation, Part 5	Quiz		Sign Up
Volunteer Orientation, Part 6	Video		Sign Up
Volunteer Orientation, Part 7	Quiz		Sign Up

There are nine pieces to the Volunteer Orientation Training to complete:


- Volunteer Orientation, Part 1 (Video)
- Volunteer Orientation, Part 2 (Video)
- Volunteer Orientation, Part 3 (Quiz)
- Volunteer Orientation, Part 4 (Video)
- Volunteer Orientation, Part 5 (Quiz)
- Volunteer Orientation, Part 6 (Video)
- Volunteer Orientation, Part 7 (Quiz)
- Volunteer Orientation, Part 8 (Video)
- Volunteer Orientation, Part 9 (Quiz)

Click the name of the training to begin.




A new window will open and the first video will automatically start playing.

**Video Tips:**



Click on the speaker icon to adjust the volume if desired.



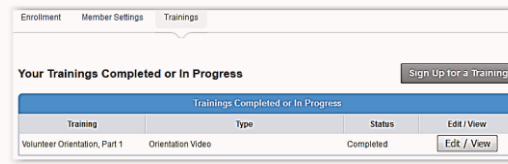
Videos can be paused/resumed by clicking on the video screen.

Replay Video

Finish

At the conclusion of a video, users have the option to Replay or Finish.

Once finished, the video will be marked as successfully completed.



*\*Completed videos cannot be accessed again.*

Users may obtain a video transcript by clicking the Resources link in the upper right corner of the video window.